




**SHETLAND**

100% SCHURWOLLE/WOOL

**SUPERLIGHT**

e 25 g / ca. 140 m

 Gr. 38–40 / ca. 250 g 26 M(St), 38 R / 10×10 cm 2,5–3,5**00 Natur**  
Wool White**05M Silbergrau\***  
Silver Grey**28M Schiefergrau\***  
Slate Grey**04M Anthrazit\***  
Anthracite**01 Schwarz**  
Black**45M Karibikblau\***  
Caribbean Blue**54M Eisblau\***  
Ice Blue**12M Jeans\*****41M Jeansblau\***  
Dark Denim**11M Marineblau\***  
Navy**61M Lavendel\***  
Lavender**31M Pflaume\***  
Plum**47M Muskat\***  
Muscat**48M Macadamia\*****70M Farn\***  
Fern**69M Tanne\***  
Fir**74M Seegrass\***  
Seagrass**38M Lind\***  
Linden Green**73M Rost\***  
Rust**16 Bordeaux****33 Karmin**  
Carmine**25M Kupfer\***  
Copper**08 Curry**