




PERLA

60% PIMA BAUMWOLLE / COTTON
25% BABY ALPACA
15% SEIDE / SILK

e 50g / ca. 115m

 Gr. 38–40 / ca. 500g

 23 M(St), 30 R / 10×10cm

 3,5–4,5



00 Natur
Wool White



03 Seidengrau
Silk Grey



05 Silbergrau
Silver Grey



28 Schiefergrau
Slate Grey



04 Anthrazit
Anthracite



01 Schwarz
Black



62 Rosenquarz
Rose Quartz



40 Altrosa
Antique Pink



37 Perlgrau
Pearl Grey



32 Flieder
Lilac



18 Violett
Purple



16 Bordeaux



36 Taubenblau
Pigeon Blue



12 Jeans



46 Basaltblau
Basalt Blue



10 Königsblau
Royal



11 Marineblau
Navy



24 Petrol



38 Lind
Linden Green



64 Salbei
Sage



34 Pinie
Pine



47 Muskat
Muscat



08 Curry



07 Khaki



13 Raps
Canola



20 Türkis
Turquoise



17 Pink



15 Chili